






Fabric Flower Tutorial

www.dianaevans.com


Take a Nylon Silky Fabric or an Organza and cut out three large circles and three smaller circles...



Cut five slices around each circle



Hold Each sliced piece over a candle...not too close to burn it or start a fire just above it to cause the fabric to warp and bend.



Once you have six pieces.... three large ones and three smaller ones...take a needle and some pearl beads and sew the layers together.

